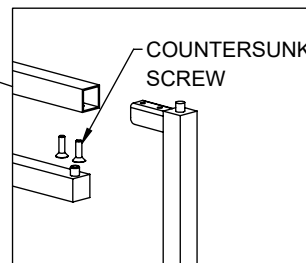
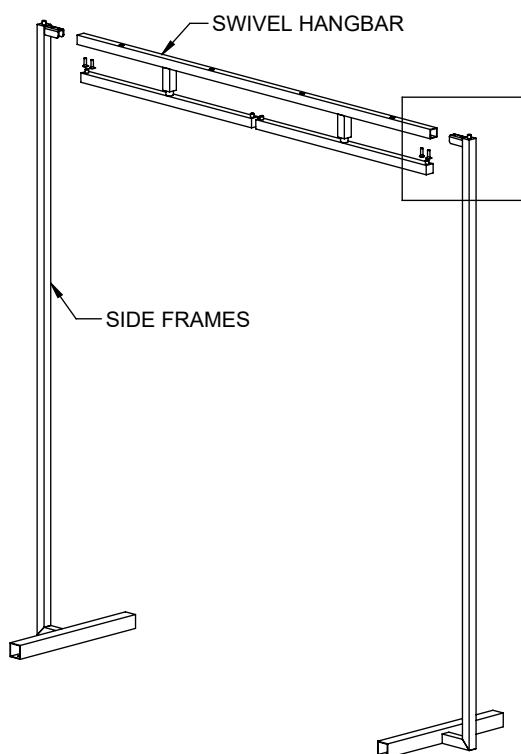


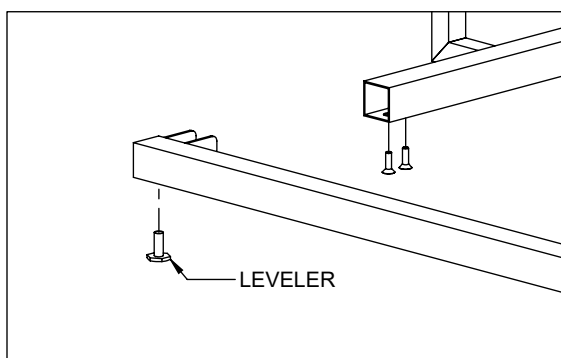
1

LNSWVBBE ASSEMBLY INSTRUCTIONS



JOIN THE 2 SIDE FRAMES TO THE SWIVEL HANGBAR USING (4) COUNTERSUNK SCREWS.
NOTE: THE HOLES ON THE HANGBAR SHOULD BE FACING UP.

2



IF THE LEVELERS ARE NOT ALREADY INSTALLED, INSTALL THEM ONTO THE LOWER CROSS BARS. SECURE THE LOWER CROSS BARS TO THE ASSEMBLY FROM STEP 1 WITH THE REMAINING COUNTERSUNK SCREWS.

