


CANNABIS DISPLAY STORAGE CABINET

ITEM # DDKIT2B, DDKIT2W, DDKIT2SC



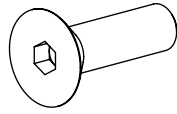
INCLUDED HARDWARE



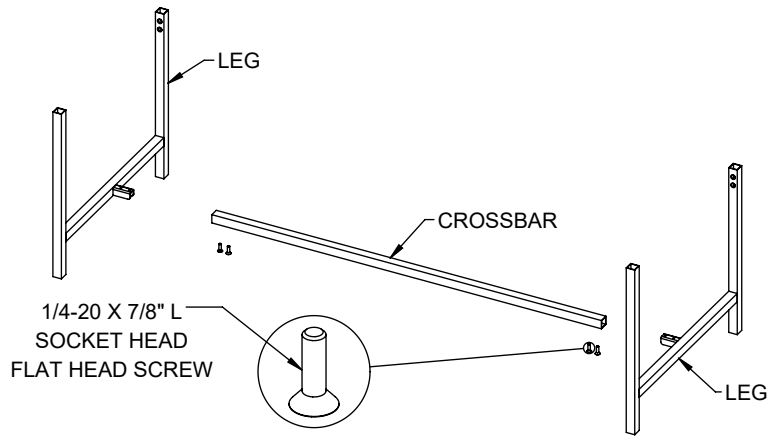
ALLEN KEY

1

MOUNT THE CROSSBAR TO THE LEGS USING (4) 1/4-20 X 7/8" L SOCKET HEAD FLAT HEAD SCREWS.

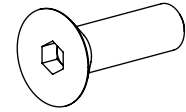


4X
1/4-20 X 7/8" L
SOCKET HEAD FLAT HEAD SCREWS

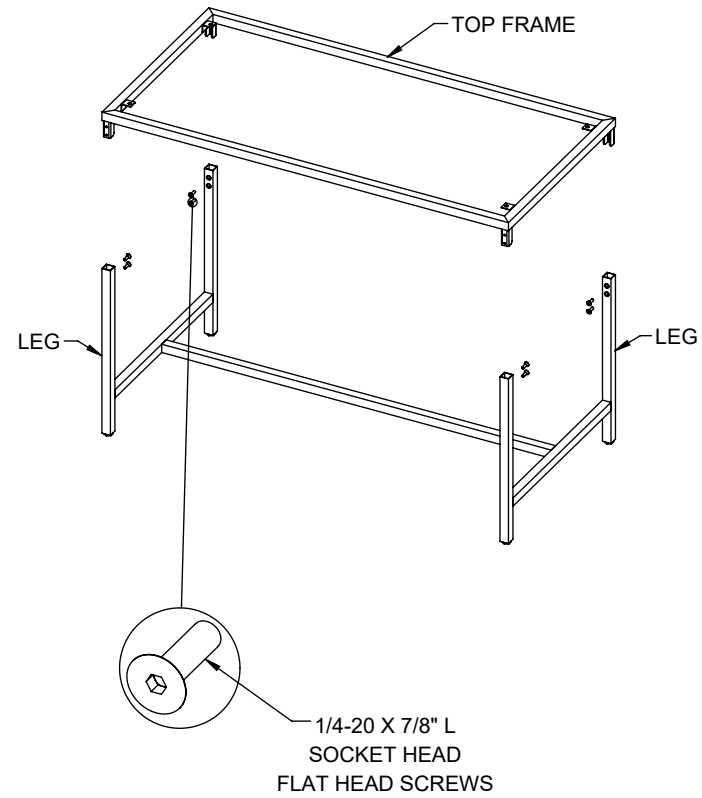


2

MOUNT THE TOP FRAME TO THE LEGS USING (8) 1/4-20 X 7/8" L SOCKET HEAD FLAT HEAD SCREWS.

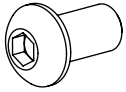


8X
1/4-20 X 7/8" L
SOCKET HEAD FLAT HEAD SCREWS



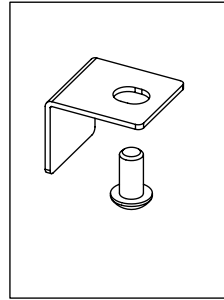
3

MOUNT STORAGE CABINET TO METAL FRAME.




4X

1/4-20 X 1/2" L
SOCKET HEAD CAP SCREWS

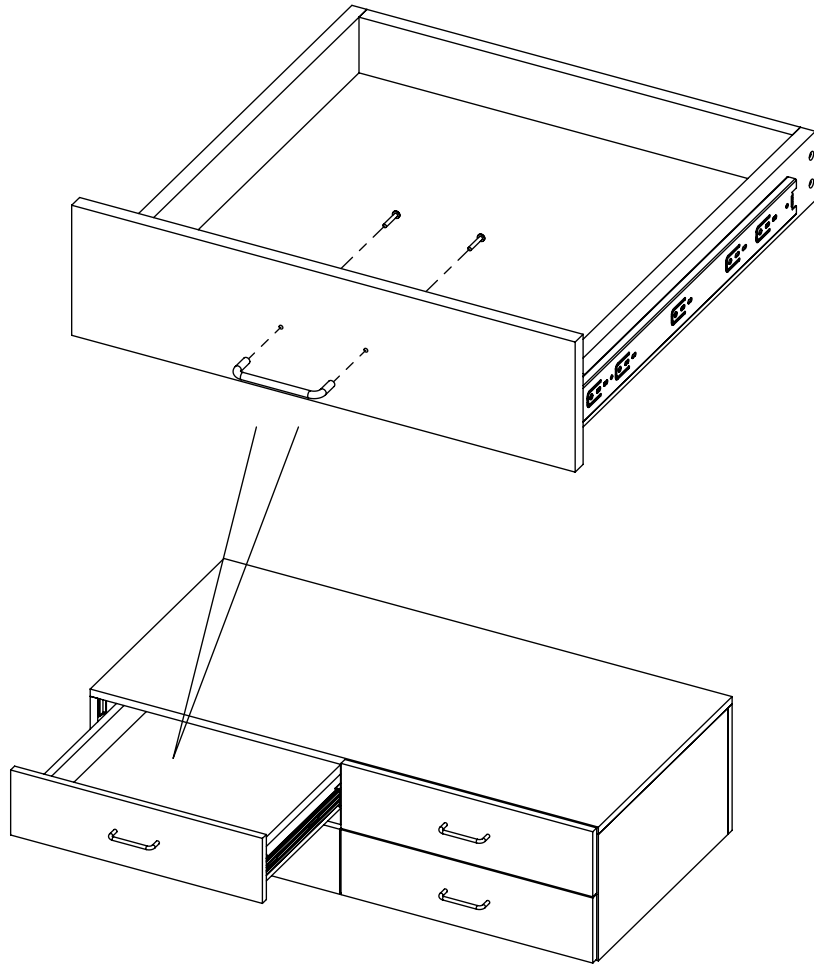


1/4-20 X 1/2" L
SOCKET HEAD
CAP SCREWS



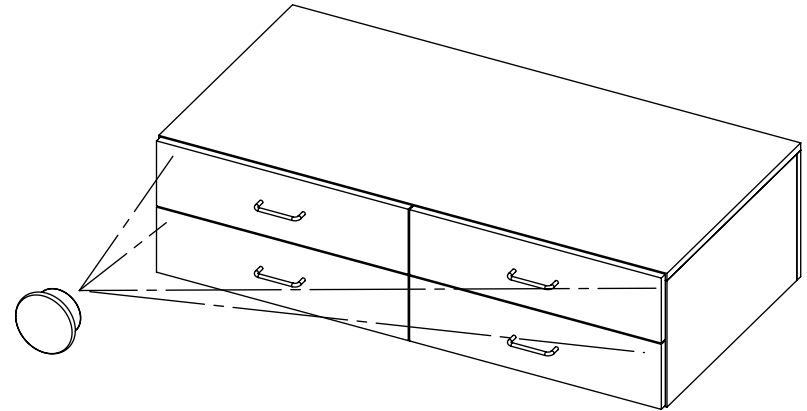
4

IF DRAWER HANDLES ARE NOT ALREADY
INSTALLED, INSTALL THE DRAWER HANDLES.



5

USE INCLUDED MAGNET TO OPEN THE
MAGNETIC LOCKS. THE MAGNETIC LOCKS
ARE LOCATED ON THE CORNERS OF EACH
DRAWER.



6

IF YOU PREFER KEEP THE DRAWERS
UNLOCKED AT ALL TIMES, PUSH LEVER
DOWN ON THE MAGNETIC LOCK.

